



> PROTECTION FOR DATA AND TELECOMMUNICATION LINES

> ATLAN 12/8/4 CAT6 SERIES

> ATLAN 12/8/4 CAT6

Protector for computer network rack with category 6 wiring



- > **AT-2217 ATLAN 4 CAT6:** protector in rack for 4 network category 6 lines.
- > **AT-2212 ATLAN 8 CAT6:** protector in rack for 8 network category 6 lines.
- > **AT-2211 ATLAN 12 CAT6:** protector in rack for 12 network category 6 lines.
- > **AT-2226 ATLAN 4 CAT6 POE:** protector in rack for 4 POE (Power Over Ethernet) network category 6 lines.
- > **AT-2227 ATLAN 8 CAT6 POE:** protector in rack for 8 POE (Power Over Ethernet) network category 6 lines.
- > **AT-2228 ATLAN 12 CAT6 POE:** protector in rack for 12 POE (Power Over Ethernet) network category 6 lines.

ATLAN protectors are especially designed to **prevent failures in data transfer between equipment within the same network**. They protect the electronic circuit inputs of the network cards against damage due to transient currents.

ATLAN 12/8/4 is an SPD for **12, 8 and 4 protected lines**, with four pairs protected per line. This is done with a printed circuit board with **crimped input cable and RJ45 output connector**, able to withstand current up to 2 kA for each line and with a transfer speed of 250 MHz.

It is especially designed to be inserted into a rack and protect computer network distribution cabinets. Due to its high transfer speed, it is suitable for networks **transferring a large amount of data** (servers, workstations, graphic stations etc.)

Includes 50 cm category 6 output cable already crimped.

The ATLAN 12/8/4 CAT6 protector has been tested and certified in **official and independent laboratories**, obtaining their characteristics according to relevant standards (shown in the table).

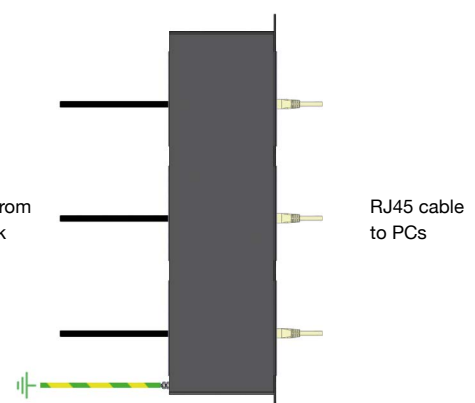
> INSTALLATION

Protection should be installed **as close as possible to the equipment**. In this particular case, we're talking about switches and hubs.

If there are two pieces of equipment located in **separate buildings but linked together**, the protection must be installed on both sides of the line.

The **recommended procedure** for installation is the following:

- 1 Screw the protectors onto the 19" rack for computer network distribution.
- 2 Run the network distribution lines from the hub or switch to the protector.
- 3 Bond the rack ground to the ground marked in the box chassis.



Connection to earth is a must. Earthing in the whole installation must be bonded either directly or by a spark gap and resistance should be lower than 10 Ω . If the indications on this datasheet are not fulfilled during use or installation of the protectors, the protection provided by this device could be compromised.



> PROTECTION FOR DATA AND TELECOMMUNICATION LINES

> ATLAN 12/8/4 CAT6 SERIES

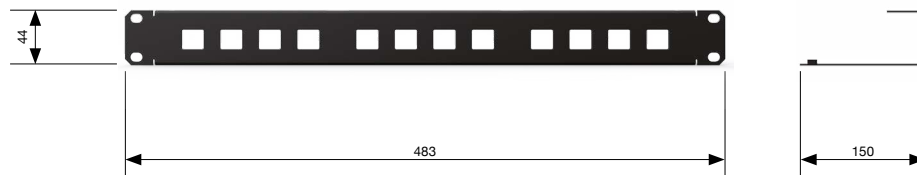
> TECHNICAL DATASHEET

Reference:		ATLAN 4 CAT6 AT-2217	ATLAN 8 CAT6 AT-2212	ATLAN 12 CAT6 AT-2211	ATLAN 4 CAT6 POE AT-2226	ATLAN 8 CAT6 POE AT-2227	ATLAN 12 CAT6 POE AT-2228
Maximum transfer speed:		1000 Mbit/s					
Nominal voltage:	U_n	5 V _{DC}			48 V _{DC}		
Maximum continuous operating voltage:	U_c	25 V _{DC}			60 V _{DC}		
Nominal discharge current for line C2 4 kV (1.2/50 μ s) / 2 kA (8/20 μ s):	$I_n(C2)$	2 kA					
Protection level:	U_p	150 V			250 V		
Maximum operating current:	I_L	300 mA					
Series resistance:	R_s	15 Ω					
Response time:	t_r	< 10 ns					
Working temperature:	ϑ	-40 °C to +70 °C					
Protector location:		Indoor					
Type of connection:		Series (two ports)					
No. of pairs protected:		4 x 4 pairs	8 x 4 pairs	12 x 4 pairs	4 x 4 pairs	8 x 4 pairs	12 x 4 pairs
Dimensions:		483 x 150 x 44 mm					
Enclosure material:		Steel					
Enclosure protection:		IP20					
Input / output connector:		Crimped connector / RJ45					
Earthing system:		M5 screw					


Certificated tests according to: UNE-EN 61643-21

Relevant standards: UNE 21186, NF C 17-102, IEC 62305

> DIMENSIONS (MM)



> ACCESSORIES



> **AT-2222 ATLAN 4 PCB CAT6:** Printed Circuit Board for replacing ATLAN 12/8/4 series. Protects 4 CAT6 lines.



> **AT-2229 ATLAN 4/12:** Metal panel where up to 3 ATLAN 4 PCB CAT6 modules can be fitted. To be mounted on 19" computer racks.

> **AT-2230 ATLAN 4 PCB CAT6 POE:** Printed Circuit Board for replacing ATLAN 12/8/4 POE series. Protects 4 CAT6 POE lines.